










1. Are you male or female?

		Response Percent	Response Count
Male		86.2%	119
Female		13.8%	19
		answered question	138
		skipped question	0




2. What age range are you?

		Response Percent	Response Count
Under 18		3.6%	5
18 – 39		34.1%	47
40 – 49		37.0%	51
50 – 59		20.3%	28
60+		5.1%	7
		answered question	138
		skipped question	0







3. Do you live in Jersey?

		Response Percent	Response Count
Yes		97.1%	134
No		2.9%	4
		answered question	138
		skipped question	0

4. Which club are you a member of?

		Response Percent	Response Count
Caesarean Cycling Club		52.0%	65
Velo Sport Jersey		46.4%	58
Jersey Triathlete Club		1.6%	2
	Other (please specify)		17
		answered question	125
		skipped question	13





5. How many years have you been a member of the club?

		Response Percent	Response Count
Less than 1 year		6.8%	9
1 – 3 years		23.5%	31
4 – 6 years		31.8%	42
7 – 9 years		13.6%	18
10 – 14 years		6.8%	9
15 years+		17.4%	23
		answered question	132
		skipped question	6






6. How many years have you been involved with cycling as a sport?

		Response Percent	Response Count
Less than 1 year		2.9%	4
1 – 3 years		18.1%	25
4 – 6 years		21.0%	29
7 – 9 years		9.4%	13
10 – 14 years		12.3%	17
15 years+		36.2%	50
		answered question	138
		skipped question	0





7. How many races in Jersey have you competed in this year?

		Response Percent	Response Count
None		18.2%	24
1 – 9		35.6%	47
10 – 19		25.0%	33
20+		21.2%	28
answered question			132
skipped question			6

8. If none, why is this (tick all that apply)

		Response Percent	Response Count
I'm new to cycling and don't yet feel strong enough		20.8%	5
I don't want to race		45.8%	11
I don't have the confidence		20.8%	5
I don't want to come last		4.2%	1
I don't have the time to commit		25.0%	6
		answered question	24
		skipped question	114




9. Which type of races in Jersey have you entered this year?

		Response Percent	Response Count
Road		87.7%	93
Time trials		77.4%	82
Circuit (Les Quennevais)		55.7%	59
Town criterium		28.3%	30
		answered question	106
		skipped question	32

10. Why haven't you competed in ones that you haven't ticked?

		Response Percent	Response Count
I don't have the right skills/confidence		31.7%	20
I didn't focus on that discipline this year		52.4%	33
I didn't like the format		25.4%	16
My club didn't organise it, so I didn't support it		0.0%	0
	Other (please specify)		30
		answered question	63
		skipped question	75

11. What do you think about the number of races on the 2011 race calendar?

		Response Percent	Response Count
Not enough		6.8%	8
About right		70.3%	83
Too many		22.9%	27
answered question			118
skipped question			20

12. Please indicate your order of preference for events on Sunday morning - with 1st being your most preferred and 3rd being your least preferred.

	1st	2nd	3rd	Response Count
Road racing	77.7% (87)	19.6% (22)	2.7% (3)	112
Time trials	18.8% (21)	51.8% (58)	29.5% (33)	112
Circuit racing	4.5% (5)	28.2% (31)	67.3% (74)	110
answered question				113
skipped question				25

13. Please indicate your order of preference for events on a weekday evening

	1st	2nd	3rd	Response Count
Road racing	25.9% (28)	27.8% (30)	46.3% (50)	108
Time trials	37.6% (41)	45.9% (50)	16.5% (18)	109
Circuit racing	36.8% (39)	25.5% (27)	37.7% (40)	106
			answered question	110
			skipped question	28




14. Please indicate your order of preference of format for road racing

	1st	2nd	3rd	4th	Response Count
Divisional - riders race according to ability	56.5% (61)	19.4% (21)	13.0% (14)	11.1% (12)	108
Handicap - riders in lower division are given an advantageous start, and the faster ones have to catch them before the end	13.0% (14)	35.2% (38)	38.0% (41)	13.9% (15)	108
Scratch - all riders are set off together	15.7% (17)	12.0% (13)	14.8% (16)	57.4% (62)	108
JCA format - Juniors, Seniors, Vets, Super Vets, Ladies categories	16.5% (18)	33.9% (37)	33.0% (36)	16.5% (18)	109
answered question					111
skipped question					27

15. Please indicate your order of preference of format for circuit racing

	1st	2nd	3rd	4th	Response Count
Divisional (riders race according to ability)	67.6% (71)	18.1% (19)	8.6% (9)	5.7% (6)	105
Handicap (riders in lower division are given an advantageous start, and the faster ones have to catch them before the end)	7.8% (8)	39.8% (41)	38.8% (40)	13.6% (14)	103
Scratch (all riders are set off together)	10.8% (11)	9.8% (10)	21.6% (22)	57.8% (59)	102
JCA format (Juniors, Seniors, Vets, Super Vets, Ladies)	14.4% (15)	30.8% (32)	31.7% (33)	23.1% (24)	104
				answered question	105
				skipped question	33

16. Do you think that the safety standards for each race are adequate?

		Response Percent	Response Count
Yes		60.9%	70
No		29.6%	34
Don't know		9.6%	11
If no, please explain			35
answered question			115
skipped question			23

17. When considering the race calendar for 2012, which events would you like to see included - with 1st choice being your most preferred event and 11th choice being your least preferred event.




	1st	2nd	3rd	4th	5th	6th	7th	8th	9th	10th	11th	Response Count
Circuit racing at Les Quennevais	11.2% (11)	18.4% (18)	10.2% (10)	9.2% (9)	5.1% (5)	5.1% (5)	4.1% (4)	9.2% (9)	7.1% (7)	5.1% (5)	15.3% (15)	98
Team time trial	2.2% (2)	3.3% (3)	8.7% (8)	13.0% (12)	14.1% (13)	13.0% (12)	14.1% (13)	6.5% (6)	10.9% (10)	10.9% (10)	3.3% (3)	92
Hill climb series	1.1% (1)	6.4% (6)	8.5% (8)	9.6% (9)	12.8% (12)	8.5% (8)	6.4% (6)	4.3% (4)	11.7% (11)	11.7% (11)	19.1% (18)	94
Time trial series (6 races over varying shorter distances)	8.4% (8)	18.9% (18)	12.6% (12)	11.6% (11)	14.7% (14)	9.5% (9)	5.3% (5)	9.5% (9)	4.2% (4)	2.1% (2)	3.2% (3)	95
Road race series (6 races over different courses)	43.4% (43)	17.2% (17)	13.1% (13)	8.1% (8)	6.1% (6)	5.1% (5)	4.0% (4)	0.0% (0)	1.0% (1)	1.0% (1)	1.0% (1)	99
JCA time trials – 5m, 10m, 25m, 50m	12.2% (12)	14.3% (14)	13.3% (13)	15.3% (15)	6.1% (6)	10.2% (10)	10.2% (10)	7.1% (7)	9.2% (9)	1.0% (1)	1.0% (1)	98
5m time trial series	2.2% (2)	6.5% (6)	14.0% (13)	9.7% (9)	16.1% (15)	9.7% (9)	12.9% (12)	14.0% (13)	5.4% (5)	7.5% (7)	2.2% (2)	93
Sportive in France	6.3% (6)	5.3% (5)	3.2% (3)	6.3% (6)	7.4% (7)	4.2% (4)	14.7% (14)	13.7% (13)	10.5% (10)	14.7% (14)	13.7% (13)	95
Duo Normand (2up Time Trial in France)	2.2% (2)	3.2% (3)	3.2% (3)	8.6% (8)	7.5% (7)	14.0% (13)	7.5% (7)	10.8% (10)	17.2% (16)	15.1% (14)	10.8% (10)	93
Town criterium	9.2% (9)	8.2% (8)	11.2% (11)	9.2% (9)	6.1% (6)	10.2% (10)	7.1% (7)	12.2% (12)	7.1% (7)	10.2% (10)	9.2% (9)	98

Jersey Sportive	6.9% (7)	5.0% (5)	7.9% (8)	4.0% (4)	5.9% (6)	6.9% (7)	10.9% (11)	9.9% (10)	11.9% (12)	14.9% (15)	15.8% (16)	101
-----------------	----------	----------	----------	----------	----------	----------	------------	-----------	------------	------------	------------	-----

Other (please specify) 14

answered question	105
skipped question	33




18. Did you like the new format of the JCA road race series, which was introduced this year so that there was less emphasis on just one road race?

		Response Percent	Response Count
Yes		44.0%	48
No		27.5%	30
Don't know		28.4%	31




Why? (please explain) 33

answered question	109
skipped question	29

19. Did you like the format of the Divisional Circuit series at Les Quennevais this year? (Separate races for divisions, based on ability)

		Response Percent	Response Count
Yes		61.0%	64
No		10.5%	11
Don't know		28.6%	30
	Why? (please explain)		26
		answered question	105
		skipped question	33





20. Did you like the format of the Scratch Circuit series at Les Quennevais this year? (The slowest rider after specified number of laps was removed from race)

		Response Percent	Response Count
Yes		21.7%	23
No		45.3%	48
Don't know		33.0%	35
	Why? (please explain)		35
answered question			106
skipped question			32

21. What improvements would you like to suggest to the race committees for the 2012 race calendar?

	Response Count
	60
answered question	60
skipped question	78

22. When the 2011 race calendar was released did you...?

		Response Percent	Response Count
I plan which races I'm going to target and train accordingly		47.3%	43
I only looked at the race calendar when I could commit the time		45.1%	41
I turn up to every race, regardless of what it is		13.2%	12
I plan my holidays around the race calendar		12.1%	11
		Other (please specify)	16
		answered question	91
		skipped question	47

23. In the last year, have you raced outside of Jersey (including sportives)?

		Response Percent	Response Count
Yes		63.4%	71
No		36.6%	41
		answered question	112
		skipped question	26

24. If yes, where?

		Response Percent	Response Count
Guernsey		33.3%	24
UK		38.9%	28
France		83.3%	60
		Other (please specify)	9
		answered question	72
		skipped question	66

25. Did you receive funding?

		Response Percent	Response Count
Yes		42.2%	35
No		57.8%	48
		answered question	83
		skipped question	55




26. Would you still race outside of Jersey if you didn't receive funding?

		Response Percent	Response Count
Yes		92.1%	82
No		7.9%	7
		answered question	89
		skipped question	49





27. If no, you haven't raced outside of Jersey, tick the statement(s) that applies to you:

		Response Percent	Response Count
It's too expensive		50.0%	14
Not interested		17.9%	5
I don't think I'm good enough		28.6%	8
Jersey race calendar fulfils my needs		28.6%	8
		Other (please specify)	11
		answered question	28
		skipped question	110





28. In the last year how many sportives have you competed in?

		Response Percent	Response Count
None		54.5%	60
1 to 3		39.1%	43
4 to 6		6.4%	7
7+		0.0%	0
answered question			110
skipped question			28



29. Do you attend a club ride at the weekend?

		Response Percent	Response Count
Most weekends		37.3%	41
Sometimes		27.3%	30
Hardly ever		12.7%	14
No		22.7%	25
	If no, please explain why?		26
answered question			110
skipped question			28

30. Do you think the club rides should be...

		Response Percent	Response Count
Split according to ability, i.e. a fast group and a slower group		47.2%	51
Split into groups of mixed ability, the stronger riders to support the slower riders and new riders		24.1%	26
Depends on who turns up		19.4%	21
Don't care, I go home when I've had enough anyway		9.3%	10
		answered question	108
		skipped question	30







31. Do you think the club ride should be for...

		Response Percent	Response Count
Members only		14.7%	16
Open to everyone		85.3%	93
		answered question	109
		skipped question	29






32. What changes could be made to the club ride to improve them?

	Response Count
	56
answered question	56
skipped question	82



33. Do you wear your club kit for...

		Response Percent	Response Count
Club rides		54.5%	60
Races in Jersey		83.6%	92
Races outside of Jersey		57.3%	63
Training rides		49.1%	54
Cycling holidays		34.5%	38
I don't wear club kit		10.0%	11
		answered question	110
		skipped question	28

34. I don't wear my club kit, because...

		Response Percent	Response Count
I don't have any		14.3%	5
I think it's too expensive		14.3%	5
I prefer to wear other kit		48.6%	17
It's not comfortable		8.6%	3
I wear my racing team kit		14.3%	5
		answered question	35
		skipped question	103

35. Did you follow a structured training plan in 2010/2011?

		Response Percent	Response Count
Yes		44.5%	49
No		55.5%	61
		answered question	110
		skipped question	28




36. If yes, did you

		Response Percent	Response Count
Design/create your own training plan		44.0%	22
Used a plan that had been created for you		56.0%	28
		answered question	50
		skipped question	88



37. Do you think you would've achieved the same results if you hadn't followed a plan?

		Response Percent	Response Count
Yes		11.9%	8
No		59.7%	40
Don't know		28.4%	19
		answered question	67
		skipped question	71



38. Will you be following a structured training plan for 2011/2012?

		Response Percent	Response Count
Yes		49.5%	54
No		20.2%	22
Maybe		30.3%	33
answered question			109
skipped question			29






39. Have you started to plan which events you are going to target next year?

		Response Percent	Response Count
Yes		53.2%	58
No		46.8%	51
answered question			109
skipped question			29

40. Do you feel that the annual membership fee for your club is fair?

		Response Percent	Response Count
Yes		95.5%	105
No		4.5%	5
answered question			110
skipped question			28

41. Do you think that the friendly competition between CCC and VSJ is

		Response Percent	Response Count
Healthy		51.8%	57
Unhealthy		1.8%	2
Gets in the way of enjoying the sport		16.4%	18
Don't get involved		26.4%	29
Don't know		3.6%	4
answered question			110
skipped question			28



42. How much have you spent on cycling in the last year (bikes, clothing, equipment, race fees, holidays)

		Response Percent	Response Count
Less than £1k		27.5%	30
1k – 3k		41.3%	45
3k – 6k		22.9%	25
6k – 9k		2.8%	3
10k+		5.5%	6
answered question			109
skipped question			29

43. Would you be interested in gaining a British Cycling coaching certificate, so that you could support junior cycling development on the island?

		Response Percent	Response Count
Yes		41.3%	45
No		58.7%	64
answered question			109
skipped question			29

44. Would you recommend a friend to cycling?

		Response Percent	Response Count
Yes		98.2%	108
No		1.8%	2
		Why?	54
		answered question	110
		skipped question	28

45. And finally, is there is anything else you wish to add?

		Response Count
		59
		answered question
		59
		skipped question
		79